



## PRIMAL POINT TO POINT RIDER MEETING NOTES FRIDAY, JUNE 25, 2021

Welcome racers to the **PRIMAL POINT TO POINT** race brought to you by the Winter Park Resort Competition Center. Thanks for being here and thanks to our staff, volunteers & sponsors including Primal Wear, Feedback Sports, GB Fish & Chips, Grand Park & More.

**\*\*\* HERE ARE THE MOST NOTABLE THINGS TO BE AWARE OF FOR TOMORROW'S RACE ....**

**TRAIL NOTES** – Expect to find muddy areas but today's reports from pre-riders were excellent.

- **RAIN** – We are aware that rain is in the forecast. We are grateful for this. We need the rain. As in most all outdoor sports, we are planning to run the race rain or shine. We know that it will be wet in spots but that's better than the moon dust we were experiencing just a few days ago. The amount of rain should not impact the trails in a negative way. Please just prepare yourself accordingly and come out and enjoy the ride.
- **JUNIOR COURSE** – all competing on the Junior Course should know to start and finish out at St. Louis Creek Campground. Junior competitors can pick up their plates at St. Louis Creek Campground before the race.
- **NOVICE RIDERS** - remember your finish is at Elk Meadow & Elk Creek Road.
- **ALL SPORT, EXPERT MEN & WOMEN 18 & UNDER** – this is your split (Elk Meadow/Elk Creek Road to Chainsaw). Please do not climb **Iko**. Marshals will be in place but please review your course.
- **COURSE MARKING** – please note that the course marking signage will be our orange arrows. We will also have marshals in place, giving direction.

**PLATE PICK-UP** – Plate pick-up will be from 7:15 – 9:30 outside Balcony House. A tent will be set up outside the Competition Center Locker Room for plates and chip check. Note that JUNIOR plates will be at St. Louis Creek Campground.

**PLATE/CATEGORY CHANGE** – please note this race is remote. That said, if you wish to change the category you are currently registered as, please email us by midnight tonight to initiate that change at [WPCCEvents@winterparkresort.com](mailto:WPCCEvents@winterparkresort.com) Your updated plate will be in the Competition Center office in Balcony House by 8am.

**SWAG** – Just like everything else in the bike world, we are awaiting production for our swag for the summer. Please be patient and we promise we will have it soon. If you do not plan to race with us again this summer, please just let us know. Otherwise, it will be ready for you at our next race in July.

**COURSE PHOTOGRAPHY** – there will be a photographer on course between WTB and D4. A link to purchase photos will go out following the race.

**UPDATED START TIMES** – Important – please see your revised start time. The chart is below.



Wave	Class	Time
JUNIOR	Junior Race Start Time (St. Louis Creek)	9:00
1	Pro Men	9:00
2	Single Speed Men	9:02
3	Expert Men 19-29	9:04
4	Expert Men 30-39	9:06
5	Expert Men 40-49	9:08
6	Expert Men 50 Over	9:10
7	Pro, Expert, Single Speed Women (All Ages except Expert 18 & Under)	9:12
8	Expert Men 18 & Under	9:42
9	Expert Women 18 & Under	9:44
10	Sport Men 19-29	9:50
11	Sport Men 30-39	9:52
12	Sport Men 40-49	9:54
13	Sport Men 50-59 / Open Men 60+	9:56
14	Sport Men 18 & Under / Clydesdale	9:58
15	Sport Women (All Ages) / Open Women 50+	10:00
16	Novice Men (All Ages)	10:02
17	Novice Women (All Ages)	10:04

**Awards** for the majority of race will take place around noon at the Village Stage in the WPR Village by the Private Lesson Center. They will likely occur in the order of the start list, if 70% of the field is present.

Junior Race awards will occur at 11am in the same location.

**Thank you for coming out to take part in our Winter Park Classic XC races & best of Luck!**

## JUNIOR RACE MAP

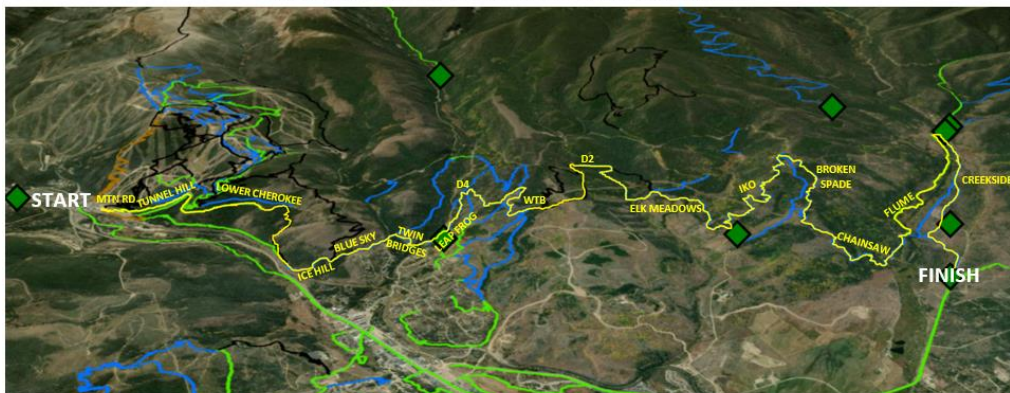


**COURSE LENGTH – APPROX. 4.55 MILES**



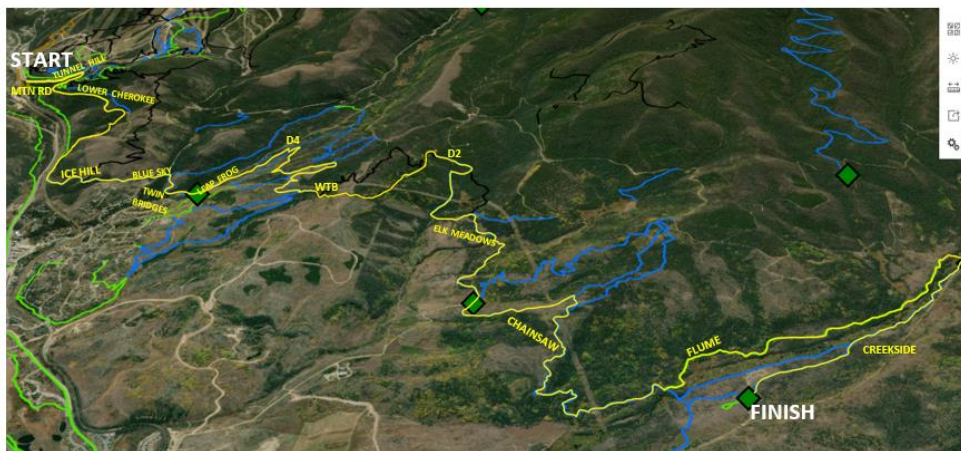
# 2021 PRIMAL POINT TO POINT RACE

PRO – EXPERT – SINGLE SPEED COURSE



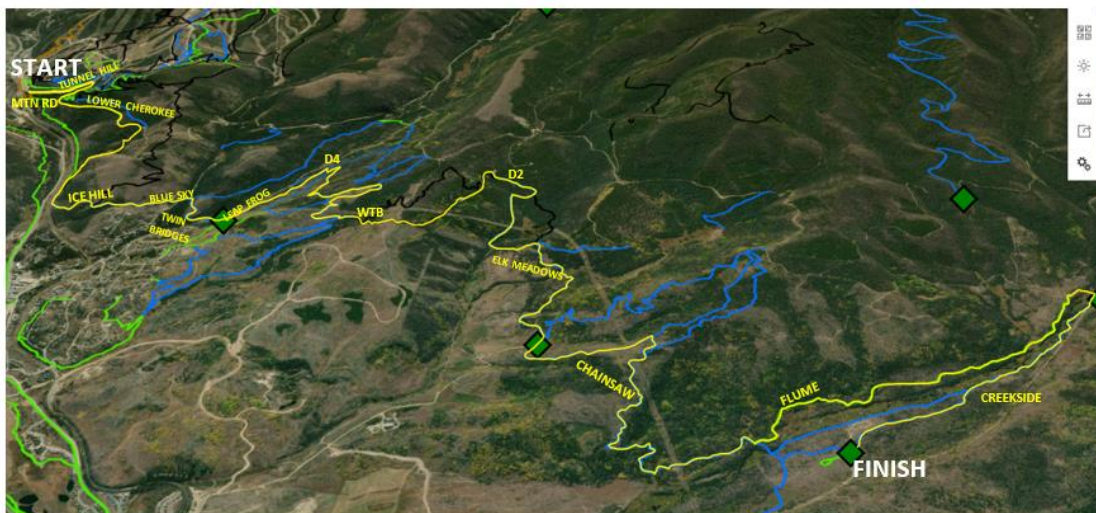
FULL COURSE LENGTH – APPROXIMATELY 21.3 MILES

## 18 & UNDER EXPERT – ALL SPORT – CLYDESDALE COURSE



COURSE LENGTH – APPROXIMATELY 18.85 MILES

## 18 & UNDER EXPERT – ALL SPORT – CLYDESDALE COURSE



COURSE LENGTH – APPROXIMATELY 18.85 MILES